

ELECTRONIC COPY



OCP

Over Current Protection Product Brochure



*We make it
better and safer*



Table Of Contents

PPTC SMD

Surface Mount Polymeric PTC Device

SMD SLR Series	02
SMD0603 HF Series	03
SMD0805 HF Series	03
SMD1206 HF Series	04
SMD1210 HF Series	05
SMD1812 HF Series	06
SMD2016 HF Series	07
SMD2920 HF Series	07
MSMD Series	08

PPTC RLD

Radial Leaded Polymeric PTC Device

RLD 16V GF Series	09
RLD 30V UF Series	10
RLD 60V XF Series	11
RLD 72V XF Series	12
Mini RLD 16V BMF Series	13
Mini RLD 16V GMF Series	13
Mini RLD 30V UMF Series	14
Mini RLD 60V XMF Series	15
Mini RLD 72V XMF Series	15
LVD Series	16

PPTC TELECOM

Radial Leaded Telecom Polymeric PTC Device

HVR 250P Series	17
HVR 600P Series	17
HVS 250P Series	17

CLM

Current Limiting Module

CLM1612 12A C Series	18
CLM1612 15A C Series	18
CLM2213 30A C Series	19
CLM3820 30A C Series	19
CLM3820 45A C Series	19

FUSE

Surface Mount Fuse Device

SMFF0603 Series	20
SMFS0603 Series	20
SMFF1206 Series	21
SMFF1206P800~1500	21
SMFF1206P2000~3000	21
SMFS1206 Series	22
SMFD1206 Series	22
SMFF2410 Series	23
SMFFH2410 Series	23
SMFM2410 Series	24
SMFMH2410 Series	24
SMFF4012 Series	25

Surface Mount Polymeric PTC Device



SMD SLR Series



Part Number	I _{hold} (A)	I _{trip} (A)	V _{max} (V _{dc})	I _{max} (A)	P _{d typ} (W)	Maximum Time To Trip		Resistance	
						Current (A)	Time (Sec.)	R _{min} (Ω)	R _{1max} (Ω)
SMD0402P010SLR	0.10	0.30	6	40	0.50	0.50	1.00	0.150	2.000
SMD0402P020SLR	0.20	0.50	6	40	0.50	1.00	1.00	0.100	1.250
SMD0402P035SLR	0.35	0.70	6	40	0.50	8.00	0.10	0.050	0.700
SMD0402P050SLR	0.50	1.00	6	40	0.50	8.00	0.10	0.040	0.400
SMD0603P075SLR	0.75	1.50	6	50	0.60	8.00	0.20	0.020	0.165
SMD0603P100SLR	1.00	1.80	6	50	0.60	8.00	0.30	0.020	0.120
SMD0603P150SLR	1.50	3.00	6	50	0.60	8.00	0.50	0.007	0.080
SMD0603P175SLR	1.75	3.50	6	50	0.60	8.00	0.60	0.005	0.060
SMD0805P200SLRT	2.00	4.00	6	50	0.60	8.00	1.00	0.005	0.045
SMD0805P260SLRT	2.60	5.20	6	50	0.60	8.00	4.00	0.003	0.035
SMD0805P300SLRT	3.00	6.00	6	50	0.60	8.00	5.00	0.003	0.030
SMD1206P350SLRT	3.50	7.00	6	50	0.80	8.00	5.00	0.003	0.018
SMD1206P400SLR	4.00	8.00	6	50	0.80	20.00	2.00	0.001	0.016
SMD1206P450SLR	4.50	9.00	6	50	0.80	22.50	2.00	0.001	0.014
SMD1206P500SLR	5.00	10.00	6	50	1.00	25.00	2.00	0.001	0.012
SMD1210P550SLR	5.50	11.00	6	50	1.20	27.50	2.00	0.001	0.011
SMD1210P600SLR	6.00	12.00	6	50	1.20	30.00	2.00	0.001	0.010
SMD1210P650SLR	6.50	13.00	6	50	1.20	32.50	2.00	0.001	0.009
SMD1210P700SLR	7.00	14.00	6	50	1.20	35.00	2.00	0.001	0.008
SMD1210P750SLR	7.50	15.00	6	50	1.20	37.50	2.00	0.001	0.007
SMD1206P110SLR/12	1.10	2.20	12	50	0.80	8.00	0.30	0.015	0.130
SMD1206P150SLR/12	1.50	3.00	12	50	0.80	8.00	0.50	0.010	0.080
SMD1206P200SLR/12	2.00	4.00	12	50	0.80	8.00	2.00	0.005	0.070
SMD1206P260SLR/12	2.60	5.00	12	50	0.80	8.00	4.00	0.003	0.055
SMD1206P300SLR/12	3.00	6.00	12	50	0.80	8.00	4.00	0.003	0.030
SMD1206P350SLR/12	3.50	7.00	12	50	0.80	8.00	5.00	0.003	0.020
SMD1206P500SLR/12	5.00	10.00	12	50	1.00	25.00	2.00	0.001	0.012
SMD1210P500SLR/12	5.00	10.00	12	50	1.20	25.00	2.00	0.001	0.012

SMD0603 HF Series



Part Number	I _{hold} (A)	I _{trip} (A)	V _{max} (V _{dc})	I _{max} (A)	P _{d typ} (W)	Maximum Time To Trip		Resistance	
						Current (A)	Time (Sec.)	R _{min} (Ω)	R _{1max} (Ω)
SMD0603P004TF	0.04	0.12	24	20	0.50	0.20	1.00	4.000	40.000
SMD0603P008TF	0.08	0.20	15	40	0.50	0.40	1.00	2.500	12.000
SMD0603P010TF	0.10	0.30	15	40	0.50	0.50	1.00	0.900	6.000
SMD0603P020TF	0.20	0.50	9	40	0.50	1.00	0.60	0.550	3.500
SMD0603P025TF	0.25	0.55	9	40	0.50	8.00	0.08	0.500	3.000
SMD0603P035TF	0.35	0.75	6	40	0.50	8.00	0.10	0.200	1.000
SMD0603P050TF	0.50	1.00	6	40	0.50	8.00	0.10	0.100	0.680

SMD0805 HF Series



Part Number	I _{hold} (A)	I _{trip} (A)	V _{max} (V _{dc})	I _{max} (A)	P _{d typ} (W)	Maximum Time To Trip		Resistance	
						Current (A)	Time (Sec.)	R _{min} (Ω)	R _{1max} (Ω)
SMD0805P005TF	0.05	0.15	30	40	0.50	0.25	1.50	3.600	20.000
SMD0805P010TF	0.10	0.30	15	100	0.50	0.50	1.50	1.000	6.000
SMD0805P010TF/24	0.10	0.30	24	100	0.50	0.50	1.50	1.500	6.000
SMD0805P020TF	0.20	0.50	9	100	0.50	8.00	0.02	0.650	3.500
SMD0805P035TF	0.35	0.75	6	100	0.50	8.00	0.10	0.250	1.200
SMD0805P050TF	0.50	1.00	6	100	0.50	8.00	0.10	0.150	0.850
SMD0805P075TF	0.75	1.50	6	40	0.60	8.00	0.20	0.090	0.350
SMD0805P100TFT	1.00	1.95	6	40	0.60	8.00	0.30	0.060	0.210
SMD0805P110TF	1.10	2.00	6	100	0.80	8.00	0.10	0.050	0.160

SMD1206 HF Series



Part Number	I _{hold} (A)	I _{trip} (A)	V _{max} (V _{dc})	I _{max} (A)	P _{d typ} (W)	Maximum Time To Trip		Resistance	
						Current (A)	Time (Sec.)	R _{min} (Ω)	R _{1max} (Ω)
SMD1206P005TF	0.05	0.15	60	10	0.60	0.25	1.50	3.600	20.000
SMD1206P005TF/30	0.05	0.15	30	40	0.60	0.25	1.50	3.600	20.000
SMD1206P010TF	0.10	0.25	60	10	0.60	0.50	1.50	1.500	10.000
SMD1206P010TF/30	0.10	0.25	30	40	0.60	0.50	1.50	1.500	10.000
SMD1206P012TF	0.125	0.29	30	100	0.60	1.00	0.20	1.500	6.000
SMD1206P016TF	0.16	0.37	30	100	0.60	1.00	0.30	1.200	4.500
SMD1206P020TF/24	0.20	0.42	24	100	0.60	8.00	0.10	0.650	2.600
SMD1206P025TF	0.25	0.50	16	100	0.60	8.00	0.08	0.550	2.300
SMD1206P025TF/24	0.25	0.55	24	100	0.60	8.00	0.08	0.550	2.300
SMD1206P035TF/16	0.35	0.75	16	100	0.60	8.00	0.10	0.300	1.200
SMD1206P035TF/30	0.35	0.75	30	100	0.60	8.00	0.10	0.300	1.200
SMD1206P050TF	0.50	1.00	6	100	0.60	8.00	0.10	0.150	0.700
SMD1206P050TF/15	0.50	1.00	15	100	0.60	8.00	0.10	0.150	0.750
SMD1206P050TF/24	0.50	1.00	24	100	0.60	8.00	0.10	0.150	0.750
SMD1206P075TFT	0.75	1.50	8	100	0.60	8.00	0.20	0.090	0.290
SMD1206P075TF/13.2	0.75	1.50	13.2	100	0.60	8.00	0.20	0.090	0.350
SMD1206P075TF/16	0.75	1.50	16	100	0.60	8.00	0.20	0.090	0.290
SMD1206P110TFT	1.10	2.20	8	100	0.80	8.00	0.10	0.040	0.210
SMD1206P110TF/16	1.10	2.20	16	100	0.80	8.00	0.10	0.060	0.210
SMD1206P150TFT	1.50	3.00	8	100	0.80	8.00	0.30	0.040	0.120
SMD1206P175TF	1.75	3.50	6	100	0.80	8.00	0.50	0.020	0.090
SMD1206P200TF	2.00	3.50	6	100	0.80	8.00	1.50	0.018	0.080

SMD1210 HF Series



Part Number	I _{hold} (A)	I _{trip} (A)	V _{max} (V _{dc})	I _{max} (A)	P _{d typ} (W)	Maximum Time To Trip		Resistance	
						Current (A)	Time (Sec.)	R _{min} (Ω)	R _{1max} (Ω)
SMD1210P005TF	0.05	0.15	30	10	0.60	0.25	1.50	3.600	50.00
SMD1210P005TF/60	0.05	0.15	60	10	0.60	0.25	1.50	3.600	50.00
SMD1210P010TF	0.10	0.30	30	10	0.60	0.50	1.50	1.600	15.00
SMD1210P010TF/60	0.10	0.25	60	10	0.60	0.50	1.50	1.500	15.00
SMD1210P020TF	0.20	0.40	30	10	0.60	8.00	0.02	0.800	5.000
SMD1210P035TF	0.35	0.70	6	100	0.60	8.00	0.20	0.320	1.300
SMD1210P035TF/30	0.35	0.70	30	40	0.60	8.00	0.20	0.320	1.300
SMD1210P050TF	0.50	1.00	13.2	100	0.60	8.00	0.05	0.250	0.900
SMD1210P050TF/30	0.50	1.00	30	40	0.60	8.00	0.15	0.220	0.900
SMD1210P075TF	0.75	1.50	6	100	0.60	8.00	0.10	0.130	0.400
SMD1210P075TF/24	0.75	1.50	24	100	0.60	8.00	0.10	0.130	0.400
SMD1210P110TFT	1.10	2.20	8	100	0.60	8.00	0.10	0.060	0.210
SMD1210P110TF/12	1.10	2.20	12	100	0.60	8.00	0.10	0.060	0.210
SMD1210P110TF/16	1.10	2.20	16	100	0.60	8.00	0.10	0.060	0.210
SMD1210P150TFT	1.50	3.00	6	100	0.80	8.00	0.30	0.040	0.110
SMD1210P150TF/12	1.50	3.00	12	100	0.80	8.00	0.30	0.040	0.110
SMD1210P150TF/16	1.50	3.00	16	100	0.80	8.00	0.30	0.040	0.110
SMD1210P175TF	1.75	3.50	6	100	0.80	8.00	0.60	0.020	0.080
SMD1210P200TF	2.00	4.00	6	100	0.80	8.00	1.00	0.015	0.070



SMD1812 HF Series

Part Number	I _{hold} (A)	I _{trip} (A)	V _{max} (V _{dc})	I _{max} (A)	P _{d typ} (W)	Maximum Time To Trip		Resistance	
						Current (A)	Time (Sec.)	R _{min} (Ω)	R _{1max} (Ω)
SMD1812P010TF	0.10	0.30	30	100	0.80	0.50	1.50	1.600	15.000
SMD1812P010TF/60	0.10	0.30	60	10	0.80	0.50	1.50	1.600	15.000
SMD1812P014TF	0.14	0.34	60	10	0.80	1.50	0.15	1.500	6.000
SMD1812P020TF	0.20	0.40	30	100	0.80	8.00	0.02	0.800	5.000
SMD1812P020TF-J	0.20	0.40	60	40	0.80	1.00	2.00	1.400	4.400
SMD1812P035TF/30	0.35	0.75	30	40	0.80	8.00	0.15	0.400	1.700
SMD1812P035TF/60	0.35	0.70	60	10	1.00	8.00	0.15	0.400	1.700
SMD1812P050TF	0.50	1.00	15	100	0.80	8.00	0.15	0.150	1.000
SMD1812P050TF/30	0.50	1.00	30	100	0.80	8.00	0.15	0.150	1.000
SMD1812P050TF/60	0.50	1.00	60	10	1.50	8.00	0.15	0.150	1.000
SMD1812P075TF	0.75	1.50	13.2	100	0.80	8.00	0.20	0.100	0.450
SMD1812P075TF/24	0.75	1.50	24	100	0.80	8.00	0.20	0.110	0.290
SMD1812P075TF/33	0.75	1.50	33	20	0.80	8.00	0.20	0.110	0.400
SMD1812P110TF	1.10	2.20	8	100	0.80	8.00	0.30	0.040	0.210
SMD1812P110TF/16	1.10	1.95	16	100	0.80	8.00	0.30	0.060	0.180
SMD1812P110TF/24	1.10	1.95	24	20	0.80	8.00	0.50	0.060	0.200
SMD1812P110TF/33	1.10	1.95	33	20	0.80	8.00	0.50	0.060	0.200
SMD1812P125TF/16	1.25	2.50	16	100	0.80	8.00	0.40	0.050	0.140
SMD1812P150TF/8	1.50	3.00	8	100	0.80	8.00	0.30	0.040	0.110
SMD1812P150TF/12	1.50	3.00	12	100	0.80	8.00	0.50	0.040	0.110
SMD1812P150TF/16	1.50	2.80	16	100	0.80	8.00	0.50	0.040	0.110
SMD1812P150TF/24	1.50	3.00	24	20	0.80	8.00	1.50	0.040	0.120
SMD1812P160TF/8(4L)	1.60	2.80	8	100	0.80	8.00	1.00	0.030	0.100
SMD1812P200TFT	2.00	3.50	8	100	0.80	8.00	2.00	0.020	0.070
SMD1812P200TF/12	2.00	3.50	12	100	1.00	8.00	2.00	0.020	0.070
SMD1812P200TF/16	2.00	3.50	16	100	1.00	8.00	2.00	0.020	0.070
SMD1812P260TFT	2.60	5.00	8	100	0.80	8.00	2.50	0.015	0.047
SMD1812P260TF/12	2.60	5.00	12	100	0.80	8.00	5.00	0.015	0.055
SMD1812P260TF/16	2.60	5.00	16	100	1.20	8.00	5.00	0.015	0.050
SMD1812P300TFT	3.00	5.00	6	100	0.80	8.00	4.00	0.012	0.040

SMD2016 HF Series



Part Number	I _{hold} (A)	I _{trip} (A)	V _{max} (V _{dc})	I _{max} (A)	P _{d typ} (W)	Maximum Time To Trip		Resistance	
						Current (A)	Time (Sec.)	R _{min} (Ω)	R _{1max} (Ω)
SMD2016P030TF	0.30	0.60	60	20	1.40	1.50	3.00	0.500	2.300
SMD2016P050TF	0.55	1.10	60	20	1.40	2.50	5.00	0.200	1.000
SMD2016P075TF	0.75	1.50	60	20	1.40	8.00	0.50	0.130	0.900
SMD2016P100TF	1.10	2.20	15	40	1.40	8.00	0.50	0.100	0.400
SMD2016P100TF/33	1.10	2.20	33	40	1.40	8.00	0.50	0.100	0.400
SMD2016P150TF	1.50	3.00	15	40	1.40	8.00	1.00	0.070	0.180
SMD2016P150TF/33	1.50	3.00	33	40	2.00	8.00	1.00	0.070	0.180
SMD2016P200TF	2.00	4.20	6	40	1.40	8.00	3.00	0.048	0.100
SMD2016P260TF/24	2.60	5.00	24	40	1.60	8.00	5.00	0.025	0.075
SMD2016P300TF	3.00	5.00	16	40	1.60	8.00	10.00	0.015	0.048
SMD2016P500TF	5.00	10.00	6	100	2.00	25.00	2.00	0.005	0.025

SMD2920 HF Series




Part Number	I _{hold} (A)	I _{trip} (A)	V _{max} (V _{dc})	I _{max} (A)	P _{d typ} (W)	Maximum Time To Trip		Resistance	
						Current (A)	Time (Sec.)	R _{min} (Ω)	R _{1max} (Ω)
SMD2920P030TF	0.30	0.60	60	10	1.50	1.50	3.00	1.200	4.800
SMD2920P050TF	0.50	1.00	60	10	1.50	2.50	4.00	0.350	1.400
SMD2920P075TF	0.75	1.50	30	40	1.50	8.00	0.30	0.350	1.000
SMD2920P075TF/60	0.75	1.50	60	10	1.50	8.00	0.30	0.300	0.950
SMD2920P100TF	1.10	2.20	33	40	1.50	8.00	0.50	0.120	0.410
SMD2920P110TF	1.10	2.20	60	20	2.00	8.00	0.50	0.120	0.410
SMD2920P125TF	1.25	2.50	15	40	1.50	8.00	2.00	0.070	0.250
SMD2920P150TF	1.50	3.00	33	40	1.50	8.00	2.00	0.080	0.230
SMD2920P185TF	1.85	3.70	33	40	1.50	8.00	2.50	0.050	0.150
SMD2920P200TF/24	2.00	4.00	24	40	1.50	8.00	5.00	0.050	0.125
SMD2920P250TF	2.50	5.00	15	40	1.50	8.00	5.00	0.035	0.085
SMD2920P260TF	2.60	5.00	6	40	1.50	8.00	10.00	0.025	0.075
SMD2920P260TF/24	2.60	5.00	24	40	1.50	8.00	5.00	0.025	0.075
SMD2920P300TF/15	3.00	5.00	15	40	1.50	8.00	20.00	0.015	0.048
SMD2920P330TF	3.30	5.50	24	40	2.00	8.00	5.00	0.015	0.055
SMD2920P400TF	4.00	8.00	15	40	1.50	20.00	4.00	0.010	0.040
SMD2920P500TF	5.00	10.00	12	40	1.50	20.00	5.00	0.005	0.025
SMD2920P500TF/16	5.00	10.00	16	40	2.00	20.00	5.00	0.005	0.025
SMD2920P600TF/12	6.00	12.00	12	50	2.00	30.00	2.00	0.004	0.020
SMD2920P700TF/12	7.00	14.00	12	50	2.00	35.00	2.00	0.0035	0.0180



MSMD Series


Part Number	I_{hold} (A)	I_{trip} (A)	V_{max} (V _{dc})	I_{max} (A)	$P_{d\ typ}$ (W)	Maximum Time To Trip		Resistance	
						Current (A)	Time (Sec.)	R_{min} (Ω)	R_{1max} (Ω)
MSMD2920P075F	0.75	1.50	33	40	1.7	8.0	0.3	0.230	1.000
MSMD2920P100F	1.10	2.20	33	40	1.7	8.0	0.5	0.120	0.410
MSMD2920P150F	1.50	3.00	33	40	1.5	8.0	5.0	0.080	0.230
MSMD3425P150F	1.50	3.00	33	40	1.9	8.0	5.0	0.080	0.230
MSMD3425P185F	1.85	3.60	33	40	1.5	8.0	5.0	0.065	0.165

Radial Leaded Polymeric PTC Device




RLD 16V GF Series

Part Number	I _{hold} (A)	I _{trip} (A)	V _{max} (V _{dc})	I _{max} (A)	P _{d typ} (W)	Maximum Time To Trip		Resistance	
						Current (A)	Time (Sec.)	R _{min} (Ω)	R _{1max} (Ω)
RLD16P250GF	2.5	4.7	16	100	1.0	12.5	5.0	0.0220	0.0530
RLD16P300GF	3.0	5.1	16	100	2.3	15.0	1.0	0.0380	0.0975
RLD16P400GF	4.0	6.8	16	100	2.4	20.0	1.7	0.0210	0.0600
RLD16P500GF	5.0	8.5	16	100	2.6	25.0	2.0	0.0150	0.0340
RLD16P600GF	6.0	10.2	16	100	2.8	30.0	3.3	0.0100	0.0280
RLD16P700GF	7.0	11.9	16	100	3.0	35.0	3.5	0.0077	0.0200
RLD16P800GF	8.0	13.6	16	100	3.0	40.0	5.0	0.0056	0.0175
RLD16P900GF	9.0	15.3	16	100	3.3	45.0	5.5	0.0047	0.0135
RLD16P1000GF	10.0	17.0	16	100	3.6	50.0	6.0	0.0040	0.0102
RLD16P1100GF	11.0	18.7	16	100	3.7	55.0	7.0	0.0037	0.0089
RLD16P1200GF	12.0	20.4	16	100	4.2	60.0	7.5	0.0033	0.0086
RLD16P1400GF	14.0	23.8	16	100	4.6	70.0	9.0	0.0026	0.0064




RLD 30V UF Series

Part Number	I _{hold} (A)	I _{trip} (A)	V _{max} (V _{dc})	I _{max} (A)	P _{d typ} (W)	Maximum Time To Trip		Resistance	
						Current (A)	Time (Sec.)	R _{min} (Ω)	R _{1max} (Ω)
RLD30P090UF	0.90	1.80	30	40	0.6	4.50	5.9	0.070	0.220
RLD30P110UF	1.10	2.20	30	40	0.7	5.50	6.6	0.050	0.170
RLD30P135UF	1.35	2.70	30	40	0.8	6.75	7.3	0.040	0.130
RLD30P160UF	1.60	3.20	30	40	0.9	8.00	8.0	0.030	0.110
RLD30P185UF	1.85	3.70	30	40	1.0	9.25	8.7	0.030	0.090
RLD30P250UF	2.50	5.00	30	40	1.2	12.50	10.3	0.020	0.070
RLD30P300UF	3.00	6.00	30	40	2.0	15.00	10.8	0.020	0.080
RLD30P400UF	4.00	8.00	30	40	2.5	20.00	12.7	0.010	0.050
RLD30P500UF	5.00	10.00	30	40	3.0	25.00	14.5	0.010	0.050
RLD30P600UF	6.00	12.00	30	40	3.5	30.00	16.0	0.005	0.040
RLD30P700UF	7.00	14.00	30	40	3.8	35.00	17.5	0.005	0.030
RLD30P800UF	8.00	16.00	30	40	4.0	40.00	18.8	0.005	0.020
RLD30P900UF	9.00	18.00	30	40	4.2	40.00	20.0	0.005	0.020



RLD 60V XF Series

Part Number	I _{hold} (A)	I _{trip} (A)	V _{max} (V _{dc})	I _{max} (A)	P _{d typ} (W)	Maximum Time To Trip		Resistance	
						Current (A)	Time (Sec.)	R _{min} (Ω)	R _{1max} (Ω)
RLD60P010XF	0.10	0.20	60	40	0.38	0.50	4.0	2.50	7.50
RLD60P017XF	0.17	0.34	60	40	0.48	0.85	3.0	3.30	8.00
RLD60P020XF	0.20	0.40	60	40	0.41	1.00	2.2	1.83	4.40
RLD60P025XF	0.25	0.50	60	40	0.45	1.25	2.5	1.25	3.00
RLD60P030XF	0.30	0.60	60	40	0.49	1.50	3.0	0.88	2.10
RLD60P040XF	0.40	0.80	60	40	0.56	2.00	3.8	0.55	1.29
RLD60P050XF	0.50	1.00	60	40	0.77	2.50	4.0	0.50	1.17
RLD60P065XF	0.65	1.30	60	40	0.88	3.25	5.3	0.31	0.72
RLD60P075XF	0.75	1.50	60	40	0.92	3.75	6.3	0.25	0.60
RLD60P090XF	0.90	1.80	60	40	0.99	4.50	7.2	0.20	0.47
RLD60P110XF	1.10	2.20	60	40	1.50	5.50	8.2	0.15	0.38
RLD60P135XF	1.35	2.70	60	40	1.70	6.75	9.6	0.12	0.30
RLD60P160XF	1.60	3.20	60	40	1.90	8.00	11.4	0.09	0.22
RLD60P185XF	1.85	3.70	60	40	2.10	9.25	12.6	0.08	0.19
RLD60P250XF	2.50	5.00	60	40	2.50	12.50	15.6	0.05	0.13
RLD60P300XF	3.00	6.00	60	40	2.80	15.00	19.8	0.04	0.10
RLD60P375XF	3.75	7.50	60	40	3.20	18.75	24.0	0.03	0.08




RLD 72V XF Series

Part Number	I _{hold} (A)	I _{trip} (A)	V _{max} (V _{dc})	I _{max} (A)	P _{d typ} (W)	Maximum Time To Trip		Resistance	
						Current (A)	Time (Sec.)	R _{min} (Ω)	R _{1max} (Ω)
RLD72P020XF	0.20	0.40	72	40	0.41	1.00	2.2	1.83	4.40
RLD72P025XF	0.25	0.50	72	40	0.45	1.25	2.5	1.25	3.00
RLD72P030XF	0.30	0.60	72	40	0.49	1.50	3.0	0.88	2.10
RLD72P040XF	0.40	0.80	72	40	0.56	2.00	3.8	0.55	1.29
RLD72P050XF	0.50	1.00	72	40	0.77	2.50	4.0	0.50	1.17
RLD72P065XF	0.65	1.30	72	40	0.88	3.25	5.3	0.31	0.72
RLD72P075XF	0.75	1.50	72	40	0.92	3.75	6.3	0.25	0.60
RLD72P090XF	0.90	1.80	72	40	0.99	4.50	7.2	0.20	0.47
RLD72P110XF	1.10	2.20	72	40	1.50	5.50	8.2	0.15	0.38
RLD72P135XF	1.35	2.70	72	40	1.70	6.75	9.6	0.12	0.30
RLD72P160XF	1.60	3.20	72	40	1.90	8.00	11.4	0.09	0.22
RLD72P185XF	1.85	3.70	72	40	2.10	9.25	12.6	0.08	0.19
RLD72P250XF	2.50	5.00	72	40	2.50	12.50	15.6	0.05	0.13
RLD72P300XF	3.00	6.00	72	40	2.80	15.00	19.8	0.04	0.10
RLD72P375XF	3.75	7.50	72	40	3.20	18.75	24.0	0.03	0.08




Mini RLD 16V BMF Series

Part Number	I_{hold} (A)	I_{trip} (A)	V_{max} (V _{dc})	I_{max} (A)	$P_{d\ typ}$ (W)	Maximum Time To Trip		Resistance	
						Current (A)	Time (Sec.)	R_{min} (Ω)	R_{1max} (Ω)
RLD16P090BMF	0.90	1.80	16	100	0.6	4.50	3.0	0.080	0.360
RLD16P110BMF	1.10	2.20	16	100	0.7	5.50	3.2	0.060	0.250
RLD16P135BMF	1.35	2.70	16	100	0.9	6.75	3.5	0.045	0.180
RLD16P160BMF	1.60	3.20	16	100	1.1	8.00	3.6	0.035	0.150
RLD16P185BMF	1.85	3.70	16	100	1.1	9.25	3.7	0.032	0.140
RLD16P250BMF	2.50	5.00	16	100	1.3	12.5	3.8	0.028	0.120



Mini RLD 16V GMF Series

Part Number	I_{hold} (A)	I_{trip} (A)	V_{max} (V _{dc})	I_{max} (A)	$P_{d\ typ}$ (W)	Maximum Time To Trip		Resistance	
						Current (A)	Time (Sec.)	R_{min} (Ω)	R_{1max} (Ω)
RLD16P250GMF	2.5	5.0	16	100	0.5	12.5	1.4	0.0180	0.0950
RLD16P300GMF	3.0	6.0	16	100	0.7	15.0	1.5	0.0170	0.0900
RLD16P400GMF	4.0	8.0	16	100	0.8	20.0	1.8	0.0090	0.0510
RLD16P500GMF	5.0	10.0	16	100	1.0	25.0	2.3	0.0040	0.0180
RLD16P600GMF	6.0	11.5	16	100	1.1	30.0	3.3	0.0030	0.0150
RLD16P700GMF	7.0	13.0	16	100	1.2	35.0	3.5	0.0026	0.0130
RLD16P800GMF	8.0	14.0	16	100	1.3	40.0	5.0	0.0025	0.0100
RLD16P900GMF	9.0	16.0	16	100	1.4	45.0	5.5	0.0023	0.0080
RLD16P1000GMF	10.0	17.0	16	100	1.6	50.0	6.0	0.0022	0.0065
RLD16P1100GMF	11.0	18.0	16	100	1.8	55.0	7.0	0.0020	0.0055
RLD16P1200GMF	12.0	19.5	16	100	2.0	60.0	7.5	0.0014	0.0045
RLD16P1400GMF	14.0	21.0	16	100	2.2	70.0	9.0	0.0012	0.0035
RLD16P1500GMF	15.0	24.0	16	100	2.4	75.0	10.0	0.0009	0.0030
RLD16P1750GMF	17.5	27.5	16	100	2.8	87.5	11.0	0.0006	0.0025
RLD16P2000GMF	20.0	30.0	16	100	3.0	100.0	12.0	0.0005	0.0020



Mini RLD 30V UMF Series

Part Number	I _{hold} (A)	I _{trip} (A)	V _{max} (V _{dc})	I _{max} (A)	P _{d typ} (W)	Maximum Time To Trip		Resistance	
						Current (A)	Time (Sec.)	R _{min} (Ω)	R _{1max} (Ω)
RLD30P090UMF	0.90	1.80	30	100	0.6	4.50	3.0	0.080	0.360
RLD30P110UMF	1.10	2.20	30	100	0.7	5.50	3.2	0.060	0.250
RLD30P135UMF	1.35	2.70	30	100	0.9	6.75	3.5	0.045	0.180
RLD30P160UMF	1.60	3.20	30	100	1.1	8.00	3.6	0.035	0.150
RLD30P185UMF	1.85	3.70	30	100	1.1	9.25	3.7	0.032	0.140
RLD30P250UMF	2.50	5.00	30	100	1.3	12.5	3.8	0.028	0.120
RLD30P300UMF	3.00	6.00	30	100	2.2	15.0	4.0	0.024	0.090
RLD30P400UMF	4.00	8.00	30	100	2.6	20.0	4.7	0.014	0.060
RLD30P500UMF	5.00	9.00	30	100	3.0	25.0	5.0	0.012	0.050
RLD30P600UMF	6.00	10.0	30	100	3.6	30.0	6.0	0.011	0.040
RLD30P700UMF	7.00	12.0	30	100	3.8	35.0	6.5	0.008	0.030
RLD30P800UMF	8.00	14.0	30	100	4.0	40.0	7.0	0.006	0.025
RLD30P900UMF	9.00	15.0	30	100	4.3	45.0	8.0	0.005	0.020
RLD30P1000UMF	10.0	16.0	30	100	5.1	50.0	9.0	0.005	0.015
RLD30P1200UMF	12.0	18.0	30	100	6.2	60.0	10.0	0.004	0.012



Mini RLD 60V XMF Series

Part Number	I _{hold} (A)	I _{trip} (A)	V _{max} (V _{dc})	I _{max} (A)	P _{d typ} (W)	Maximum Time To Trip		Resistance	
						Current (A)	Time (Sec.)	R _{min} (Ω)	R _{1max} (Ω)
RLD60P025XMF	0.25	0.5	60	40	0.6	1.25	1.3	0.900	2.700
RLD60P030XMF	0.30	0.6	60	40	0.6	1.50	1.7	0.700	2.200
RLD60P040XMF	0.40	0.8	60	40	0.7	2.00	2.2	0.450	1.400
RLD60P050XMF	0.50	1.0	60	40	0.7	2.50	2.5	0.300	1.000
RLD60P065XMF	0.65	1.3	60	40	0.7	3.25	3.5	0.200	0.800
RLD60P075XMF	0.75	1.5	60	40	1.0	3.75	3.6	0.200	0.750
RLD60P090XMF	0.90	1.8	60	40	1.1	4.50	3.7	0.170	0.600
RLD60P110XMF	1.10	2.2	60	40	1.5	5.50	4.0	0.130	0.500
RLD60P135XMF	1.35	2.7	60	40	1.6	6.75	4.3	0.100	0.400
RLD60P160XMF	1.60	3.2	60	40	1.8	8.00	4.5	0.070	0.300
RLD60P185XMF	1.85	3.7	60	40	2.0	9.25	4.7	0.060	0.250
RLD60P250XMF	2.50	5.0	60	40	2.2	12.50	5.0	0.045	0.200
RLD60P300XMF	3.00	6.0	60	40	2.4	15.00	5.5	0.035	0.170
RLD60P375XMF	3.75	7.5	60	40	2.7	18.75	6.0	0.022	0.130
RLD60P400XMF	4.00	8.0	60	40	3.0	20.00	6.7	0.018	0.100
RLD60P500XMF	5.00	10.0	60	40	3.7	25.00	8.5	0.010	0.060



Mini RLD 72V XMF Series

Part Number	I _{hold} (A)	I _{trip} (A)	V _{max} (V _{dc})	I _{max} (A)	P _{d typ} (W)	Maximum Time To Trip		Resistance	
						Current (A)	Time (Sec.)	R _{min} (Ω)	R _{1max} (Ω)
RLD72P160XMF	1.60	3.2	72	40	1.8	8.00	4.5	0.070	0.300
RLD72P185XMF	1.85	3.7	72	40	2.0	9.25	4.7	0.060	0.250
RLD72P250XMF	2.50	5.0	72	40	2.2	12.50	5.0	0.045	0.200
RLD72P300XMF	3.00	6.0	72	40	2.4	15.00	5.5	0.035	0.170
RLD72P375XMF	3.75	7.5	72	40	2.7	18.75	6.0	0.022	0.130
RLD72P400XMF	4.00	8.0	72	40	3.0	20.00	6.7	0.018	0.100
RLD72P500XMF	5.00	10.0	72	40	3.7	25.00	8.5	0.010	0.060



LVD Series


Part Number	I _{hold} (A)	I _{trip} (A)	V _{max}		I _{max} Interrupt (A)	P _{d typ} (W)	Maximum Time To Trip		Resistance	
			Operating	Interrupt			Current (A)	Time (Sec.)	R _{min} (Ω)	R _{1max} (Ω)
LVD005	0.05	0.12	240	265	1.0	0.9	0.25	10.0	17.5	65.0
			120	135	20.0					
LVD008	0.08	0.19	240	265	1.2	0.9	0.40	10.0	7.40	26.0
			120	135	20.0					
LVD012	0.12	0.30	240	265	1.2	1.0	0.60	15.0	3.00	12.0
			120	135	20.0					
LVD016	0.16	0.37	240	265	2.0	1.4	0.80	15.0	2.50	7.80
			120	135	20.0					
LVD025	0.25	0.56	240	265	3.5	1.5	1.25	18.5	1.30	3.80
			120	135	20.0					
LVD033	0.33	0.74	240	265	4.5	1.7	1.65	21.0	0.77	2.60
			120	135	20.0					
LVD040	0.40	0.90	240	265	5.5	2.0	2.00	24.0	0.60	1.90
			120	135	20.0					
LVD055	0.55	1.25	240	265	7.0	3.4	2.75	26.0	0.45	1.45
			120	135	20.0					
LVD075	0.75	1.50	240	265	7.5	2.6	3.75	18.0	0.32	0.84
			120	135	20.0					
LVD100	1.00	2.00	240	265	10.0	2.9	5.00	21.0	0.22	0.58
			120	135	20.0					
LVD125	1.25	2.50	240	265	12.5	3.3	6.25	23.0	0.17	0.44
			120	135	20.0					
LVD200	2.00	4.00	240	265	20.0	4.5	10.0	28.0	0.09	0.22
			120	135	20.0					

Radial Leaded Telecom Polymeric PTC Device



HVR 250P Series

Part Number	I _{hold} (A)	I _{trip} (A)	V _{max}		I _{max} (A)	P _{d typ} (W)	Maximum Time To Trip		Resistance		
			Interrupt (V _{ac})	Operating (V _{dc})			Current (A)	Time (Sec.)	R _{min} (Ω)	R _{max} (Ω)	R _{1max} (Ω)
HVR250P080CF	0.08	0.16	250	60	3	1.0	0.35	4.0	14.0	22.0	33.0
HVR250P120CF	0.12	0.24	250	60	3	1.0	1.00	2.5	4.0	8.0	16.0
HVR250P145CF	0.145	0.29	250	60	3	1.0	1.00	2.5	3.0	6.0	14.0
HVR250P180CF	0.18	0.65	250	60	10	1.8	1.00	20.0	0.8	2.2	4.0



HVR 600P Series

Part Number	I _{hold} (A)	I _{trip} (A)	V _{max}		I _{max} (A)	P _{d typ} (W)	Maximum Time To Trip		Resistance		
			Interrupt (V _{ac})	Operating (V _{dc})			Current (A)	Time (Sec.)	R _{min} (Ω)	R _{max} (Ω)	R _{1max} (Ω)
HVR600P150CF	0.15	0.30	600	60	3	1.0	1.00	7.0	6.0	10.0	17.0
HVR600P160CF	0.16	0.32	600	60	3	1.0	1.00	10.0	4.0	10.0	18.0



HVS 250P Series

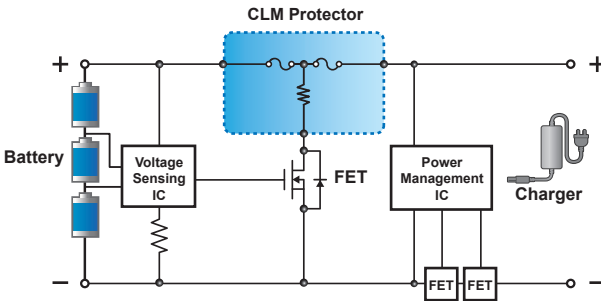
Part Number	I _{hold} (A)	I _{trip} (A)	V _{max}		I _{max} (A)	P _{d typ} (W)	Time-to-trip @1A(sec)		Resistance		
			Interrupt (V _{ac})	Operating (V _{dc})			typ.	max	R _{min} (Ω)	R _{max} (Ω)	R _{1max} (Ω)
HVS250P130F	0.13	0.26	250	60	3	1.2	0.9	4.0	6.5	13	20
HVS250P130FV	0.13	0.26	250	60	3	1.2	2.0	4.0	4.0	13	20

Current Limiting Module

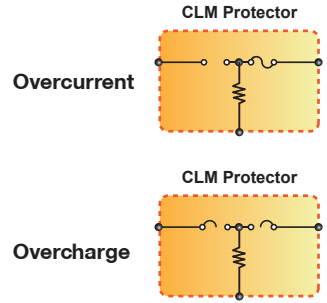


Circuit Example

● Normal Condition



● Abnormal Condition



CLM1612 12A C Series



Part Number	I _{rated} (A)	Cells in series	V _{max} (V _{dc})	I _{break} (A)	V _{OP} (V)	Resistance	
						R _{heater} (Ω)	R _{ruse} (mΩ)
CLM1612P0412C	12	1	36	50	3.0 ~ 4.5	0.6 ~ 1.5	1.5 ~ 3.5
CLM1612P0812C	12	2	36	50	4.0 ~ 9.0	2.0 ~ 3.2	1.5 ~ 3.5
CLM1612P1212C	12	3	36	50	7.4 ~ 13.8	5.7 ~ 9.9	1.5 ~ 3.5
CLM1612P1412C	12	4	36	50	10.5 ~ 19.6	11.2 ~ 20.0	1.5 ~ 3.5

CLM1612 15A C Series



Part Number	I _{rated} (A)	Cells in series	V _{max} (V _{dc})	I _{break} (A)	V _{OP} (V)	Resistance	
						R _{heater} (Ω)	R _{ruse} (mΩ)
CLM1612P0415C	15	1	36	50	3.0 ~ 4.5	0.6 ~ 1.5	1.0 ~ 3.0
CLM1612P0815C	15	2	36	50	5.0 ~ 9.0	2.2 ~ 3.3	1.0 ~ 3.0
CLM1612P1215C	15	3	36	50	7.4 ~ 13.8	5.5 ~ 8.4	1.0 ~ 3.0
CLM1612P1415C	15	4	36	50	10.5 ~ 19.6	10.4 ~ 15.8	1.0 ~ 3.0
CLM1612P2015C	15	5	36	50	14.4 ~ 23.5	17.9 ~ 29.1	1.0 ~ 3.0



CLM2213 30A C Series

Part Number	I _{rated} (A)	Cells in series	V _{max} (V _{dc})	I _{break} (A)	V _{OP} (V)	Resistance	
						R _{heater} (Ω)	R _{fuse} (mΩ)
CLM2213P1230C	30	3	62	80	9.9 ~ 13.5	4.5 ~ 7.3	0.5 ~ 2.5
CLM2213P1430C	30	4	62	80	13.4 ~ 18.4	8.4 ~ 13.3	0.5 ~ 2.5
CLM2213P2030C	30	5	62	80	17.1 ~ 23.5	13.8 ~ 21.7	0.5 ~ 2.5
CLM2213P3030C	30	7	62	80	23.0 ~ 31.5	24.6 ~ 39.3	0.5 ~ 2.5
CLM2213P4030C	30	9 ~ 10	62	80	34.2 ~ 46.9	64.0 ~ 87.0	0.5 ~ 2.5
CLM2213P5030C	30	12 ~ 14	62	80	45.2 ~ 62.0	130.0 ~ 152.0	0.5 ~ 2.5



CLM3820 30A C Series

Part Number	I _{rated} (A)	Cells in series	V _{max} (V _{dc})	I _{break} (A)	V _{OP} (V)	Resistance	
						R _{heater} (Ω)	R _{fuse} (mΩ)
CLM3820P1230C	30	3	62	80	8.4 ~ 13.2	3.2 ~ 5.2	0.5 ~ 2.5
CLM3820P1430C	30	4	62	80	11.1 ~ 18.4	6.3 ~ 9.3	0.5 ~ 2.5
CLM3820P2030C	30	5	62	80	14.0 ~ 23.4	10.0 ~ 15.0	0.5 ~ 2.5
CLM3820P3030C	30	6 ~ 7	62	80	20.2 ~ 31.5	18.8 ~ 31.2	0.5 ~ 2.5
CLM3820P4030C	30	9 ~ 10	62	80	28.0 ~ 46.9	40.0 ~ 60.0	0.5 ~ 2.5
CLM3820P5030C	30	12 ~ 14	62	80	39.6 ~ 62.0	72.4 ~ 120.6	0.5 ~ 2.5



CLM3820 45A C Series

Part Number	I _{rated} (A)	Cells in series	V _{max} (V _{dc})	I _{break} (A)	V _{OP} (V)	Resistance	
						R _{heater} (Ω)	R _{fuse} (mΩ)
CLM3820P1245C	45	3	62	120	9.8 ~ 13.5	1.9 ~ 3.4	0.4 ~ 2.0
CLM3820P1445C	45	4	62	120	13.0 ~ 18.4	3.4 ~ 6.0	0.4 ~ 2.0
CLM3820P2045C	45	5	62	120	16.7 ~ 23.5	5.6 ~ 9.9	0.4 ~ 2.0
CLM3820P3045C	45	6 ~ 7	62	120	22.3 ~ 31.5	10.0 ~ 17.7	0.4 ~ 2.0
CLM3820P4045C	45	9 ~ 10	62	120	33.0 ~ 46.9	22.0 ~ 38.7	0.4 ~ 2.0
CLM3820P5045C	45	12 ~ 14	62	120	43.7 ~ 62.0	38.5 ~ 68.0	0.4 ~ 2.0

Surface Mount Fuse Device



Selected PNs Only



SMFF0603 Series



Part Number	Marking	Current Rating (A)	Voltage Rating (V)	Interrupting Rating	Max Cold DCR [†] (Ω)	Typical I ² T [‡] (Ω)(A ² S)
SMFF0603P150	K	1.50	32V DC	50A / 32V DC	0.108	0.0365
SMFF0603P200	N	2.00			0.058	0.0595
SMFF0603P250	O	2.50			0.043	0.1222
SMFF0603P300	P	3.00			0.044	0.1350
SMFF0603P350	R	3.50			0.032	0.1891
SMFF0603P400	S	4.00		35A / 32V DC	0.019	0.3559
SMFF0603P500	T	5.00			0.0135	0.7030
SMFF0603P600	6	6.00			0.0115	0.8861

SMFS0603 Series



Part Number	Marking	Current Rating (A)	Voltage Rating (V)	Interrupting Rating	Max Cold DCR [†] (Ω)	Typical I ² T [‡] (Ω)(A ² S)
SMFS0603P150	K	1.50	32V DC	50A / 32V DC	0.104	0.1125
SMFS0603P200	N	2.00			0.054	0.1752
SMFS0603P250	O	2.50			0.036	0.4001
SMFS0603P300	P	3.00			0.027	0.7329
SMFS0603P350	R	3.50			0.022	0.9758
SMFS0603P400	S	4.00		35A / 32V DC	0.016	2.1722
SMFS0603P500	T	5.00			0.0105	3.3128
SMFS0603P600	6	6.00			0.0075	8.4692

SMFF1206 Series



Part Number	Marking	Current Rating (A)	Voltage Rating (V)	Interrupting Rating	Max Cold DCR† (Ω)	Typical I ² T* (Ω)(A ² S)
SMFF1206P150	K	1.50	32V DC	50A / 32V DC	0.1300	0.0491
SMFF1206P200	N	2.00			0.0740	0.1251
SMFF1206P250	O	2.50			0.0510	0.1255
SMFF1206P300	P	3.00			0.0330	0.1350
SMFF1206P350	R	3.50			0.0325	0.1948
SMFF1206P400	S	4.00		35A / 32V DC	0.0210	0.3025
SMFF1206P500	T	5.00			0.0165	0.5207
SMFF1206P600	6	6.00			0.0145	0.8134
SMFF1206P700	U	7.00			0.0085	4.0418

SMFF1206P800~1500



Part Number	Marking	Current Rating (A)	Voltage Rating (V)	Interrupting Rating	Max Cold DCR† (Ω)	Typical I ² T* (Ω)(A ² S)
SMFF1206P800	8	8.0	32V DC	150A / 32V DC	0.009	9.6
SMFF1206P1000	10	10.0			0.007	15.0
SMFF1206P1200	12	12.0			0.005	20.0
SMFF1206P1500	15	15.0			0.004	33.7

SMFF1206P2000~3000



Part Number	Marking	Current Rating (A)	Voltage Rating (V)	Interrupting Rating	Max Cold DCR† (Ω)	Typical I ² T* (Ω)(A ² S)
SMFF1206P2000	20	20.0	48V DC	300A / 32V DC 200A / 48V DC	0.0017	48
SMFF1206P2500	25	25.0			0.0013	70
SMFF1206P3000	30	30.0			0.0010	90

SMFS1206 Series



Part Number	Marking	Current Rating (A)	Voltage Rating (V)	Interrupting Rating	Max Cold DCR† (Ω)	Typical I ² T‡ (Ω)(A ² S)
SMFS1206P150	K	1.50	32V DC	50A / 32V DC	0.157	0.4137
SMFS1206P200	N	2.00			0.103	0.4383
SMFS1206P250	O	2.50			0.073	0.7343
SMFS1206P300	P	3.00			0.041	1.5267
SMFS1206P350	R	3.50			0.035	1.5312
SMFS1206P400	S	4.00		35A / 32V DC	0.027	2.5356
SMFS1206P500	T	5.00			0.019	3.3999
SMFS1206P600	6	6.00			0.015	5.7505
SMFS1206P700	U	7.00			0.008	8.8200

SMFD1206 Series



Part Number	Marking	Current Rating (A)	Voltage Rating (V)	Interrupting Rating	Max Cold DCR† (Ω)	Typical I ² T‡ (Ω)(A ² S)
SMFD1206P100	H	1.00	63V	50A 63V AC / DC	0.380	0.245
SMFD1206P150	K	1.50			0.200	0.294
SMFD1206P200	N	2.00			0.105	0.788
SMFD1206P250	O	2.50			0.078	1.149
SMFD1206P300	P	3.00			0.045	2.300
SMFD1206P350	R	3.50			0.037	2.563
SMFD1206P400	S	4.00			0.028	3.667
SMFD1206P500	T	5.00			0.020	4.260
SMFD1206P600	6	6.00			0.016	9.848
SMFD1206P700	U	7.00			0.009	11.176



SMFF2410 Series

Part Number	Marking	Current Rating (A)	Voltage Rating (V)	Interrupting Rating	Typical Cold DCR [†] (mΩ)	Nominal Melting I ² T [†] (A ² S)
SMFF2410P100	100	1.00	125V	UL 50A 125V AC 160V DC	80	0.56
SMFF2410P125	125	1.25			60	0.840
SMFF2410P160	160	1.60			38	1.230
SMFF2410P200	200	2.00			30	1.340
SMFF2410P250	250	2.50			27	1.430
SMFF2410P300	300	3.00			22	1.880
SMFF2410P315	315	3.15			21	2.05
SMFF2410P400	400	4.00			16	3.440
SMFF2410P500	500	5.00			14	4.840
SMFF2410P630	630	6.30			10	10.550
SMFF2410P700	700	7.00			9.4	10.580
SMFF2410P800	800	8.00			7.4	17.620
SMFF2410P1000	10	10.00			5.9	30.300
SMFF2410P1200	12	12.00			65V	UL 50A 65V AC / DC
SMFF2410P1500	15	15.00	3.7	69.750		
SMFF2410P2000	20	20.00	3.0	132.040		



SMFFH2410 Series

Part Number	Current Rating (A)	Voltage Rating (V)	Interrupting Rating	Typical Cold DCR [†] (mΩ)	Nominal Melting I ² T [†] (A ² S)
SMFFH2410P100	1.00	125V	UL 50A / 125V AC 50A / 125V DC	126	3.12
SMFFH2410P125	1.25			101	4.21
SMFFH2410P150	1.50			78	4.98
SMFFH2410P160	1.60			74	5.85
SMFFH2410P200	2.00			52	7.20
SMFFH2410P250	2.50			38	14.05
SMFFH2410P300	3.00			30	16.92
SMFFH2410P350	3.50			24	21.95
SMFFH2410P400	4.00			21	32.80
SMFFH2410P500	5.00			14	37.57

SMFM2410 Series



Part Number	Current Rating (A)	Voltage Rating (V)	Interrupting Rating	Typical Cold DCR† (mΩ)	Nominal Melting I ² T‡ (A ² S)
SMFM2410P100	1	250V	1A-5A 50A / 250V AC 50A / 125V DC	130	1.54
SMFM2410P125	1.25			95	2.42
SMFM2410P150	1.5			82	3.03
SMFM2410P160	1.6			75	3.99
SMFM2410P200	2			65	4.86
SMFM2410P250	2.5			45	7.58
SMFM2410P300	3			32	10.62
SMFM2410P315	3.15			28	12.4
SMFM2410P350	3.5			26	16.17
SMFM2410P400	4			22	20
SMFM2410P500	5			18	27.5

SMFMH2410 Series



Part Number	Current Rating (A)	Voltage Rating (V)	Interrupting Rating	Typical Cold DCR† (mΩ)	Nominal Melting I ² T‡ (A ² S)
SMFMH2410P100	1	250V	1A-5A 50A / 250V AC 50A / 125V DC	124	3.00
SMFMH2410P125	1.25			90	4.10
SMFMH2410P150	1.5			78	4.85
SMFMH2410P160	1.6			70	5.78
SMFMH2410P200	2			55	6.41
SMFMH2410P250	2.5			39	13.75
SMFMH2410P300	3			27	14.51
SMFMH2410P350	3.5			24	21.88
SMFMH2410P400	4			20	25.21
SMFMH2410P500	5			14	30.00



SMFF4012 Series

Part Number	Current Rating (A)	Voltage Rating (V)	Interrupting Rating	Typical Cold DCR† (mΩ)	Nominal Melting I ² T‡ (A ² S)
SMFF4012P2000	20	100V DC	300A / 100V DC 500A / 72V DC 1000A / 32V DC	3.08	264
SMFF4012P2500	25			2.15	413
SMFF4012P3000	30			2.08	594
SMFF4012P4000	40	72V DC	180A / 72V DC 600A / 60V DC	1.23	1024
SMFF4012P5000	50			1.00	1650
SMFF4012P6000	60			0.88	2376
SMFF4012P8000	80	60V DC	600A / 60V DC	0.61	3840
SMFF4012P100R	100			0.54	5870

ELECTRONIC COPY

Our Innovation. Your Protection. Our Passion. Your Satisfaction.

 **聚鼎科技股份有限公司**
TTC. POLYTRONICS TECHNOLOGY CORP.

台灣：聚鼎科技

Taiwan : Polytronics Technology Corporation

台灣新竹市科學園區工業東四路24-1號

No. 24-1 Industry E. Rd. IV,

Hsinchu Science Park, Hsinchu 300, Taiwan

Tel : +886 (3) 5643931

Fax : +886 (3) 5644624

华东：昆山聚达电子有限公司

China East : Kunshan Polystar Electronics

江苏省昆山市汉浦路998号

998 Han-Pu Rd., Hi-Tech Industrial Park,

Kunshan, Jiangsu 215316, China

Tel : +86 (512) 8616-2818

Fax : +86 (512) 8616-2816

华南：深圳技术服务中心

China South : Shenzhen Technical Service Center

广东省深圳市宝安区28区创业二路北二巷5号

七星创意工厂创业楼306室

Room 306, No.5 N 2nd Lane, Chuangye 2nd Rd.

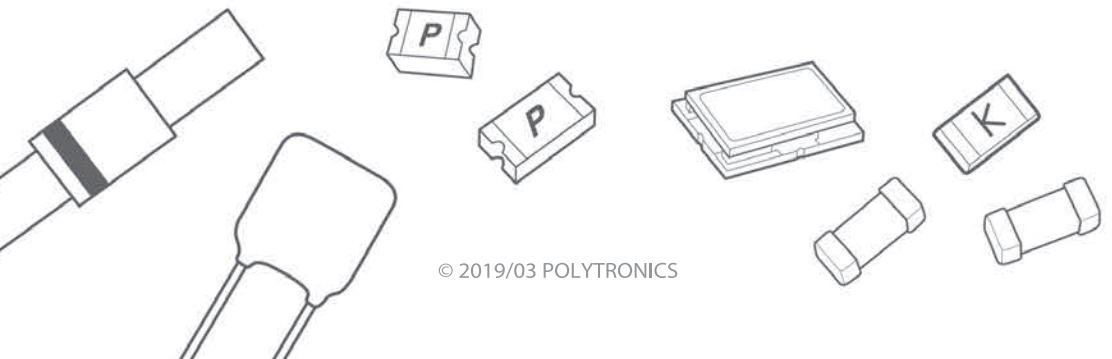
Baoan 28 District, Shenzhen, Guangdong, China

Tel : +86 (755) 8204-5978 Ext. 0

Fax : +86 (722) 8204-4903 Ext. 803



<http://www.pttc.com.tw>



© 2019/03 POLYTRONICS